



Ridge Point High School

Graduation Meeting

<https://www.fortbendisd.com/Page/156040>

Ridge Point High School Graduation

- Thursday, May 23 at 3:30pm
- Fort Bend ISD Epicenter
28505 Southwest Fwy,
Rosenberg, TX 77471
- No transportation provided
- \$5 Parking (pre-purchase
available) Overflow parking at
the Fort Bend County
Fairgrounds



Students: What to Wear

Arrive with
gown off and
draped on arm

Suggested Males: full length slacks preferably shirt with collar

Suggested Females: dress/skirts/slacks and nice shoes

Arrive with your gown off, over your arm

Please no crocs or outdoor sandals

Do not decorate your cap, gown, or stole

Only wear district issued cords and stoles (no decorated stoles)

Tassel should be worn to the right

No prohibited items – any confiscated items can be picked up at
RPHS the following week

No bags

Metal Detector

Ridge Point High School Graduation



- Students arrive to Fort Bend Epicenter no later than **2:30pm**
- Carpooling is encouraged (doors open at 3:00p for guests)
- Gowns off – draped over arm upon arrival
- Staff will direct you to the staging area

When you arrive,
go to your row and
see the staff
member for your
card.



First Middle **Last**

Honor Grad Status

Side Row Seat

East
Seats 16-30

Staging Area
Check the posters for your seat info

West
Seats 1-15

1 **East** **Epicenter Graduation - Staging Area at Multipurpose Room** **West**

Rows

DD CC BB AA Z Y X W V U T S R Q P O N M L K J I H G F E D C B A

Door

Row A will exit first for processional

Door

Rows

DD CC BB AA Z Y X W V U T S R Q P O N M L K J I H G F E D C B A

East

Seats 19-36

West

Seats 1-18



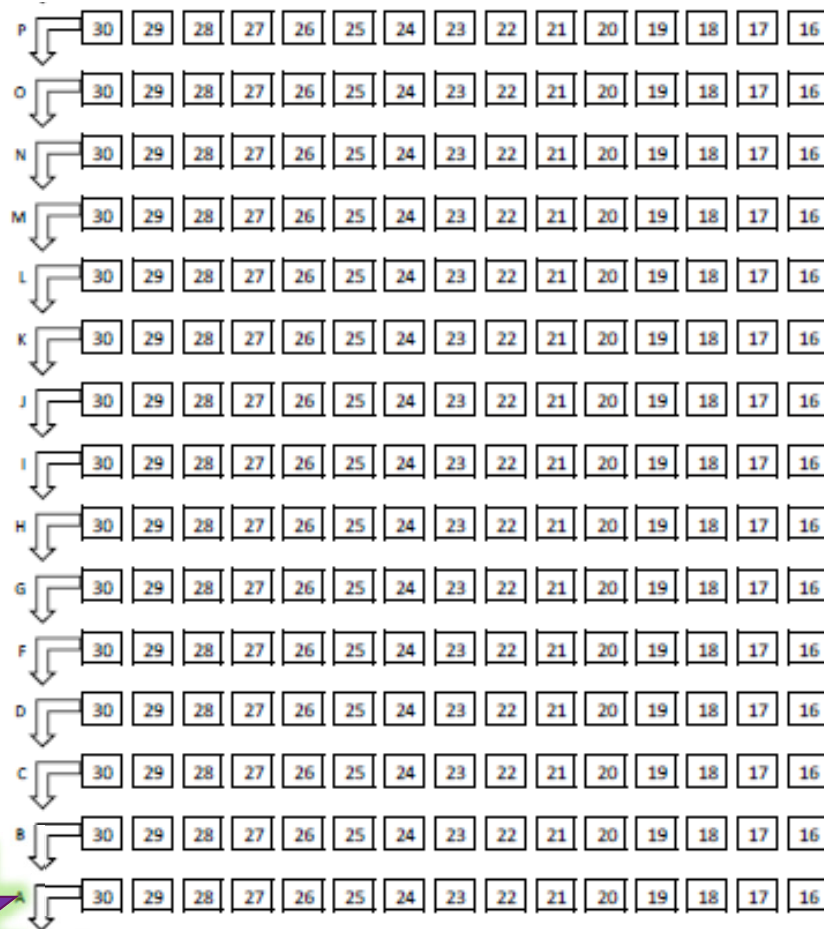
SENIOR CLASS OF 2024
We See YOU...
CONGRATULATIONS!!!

A12

Staging Area

Go Time!

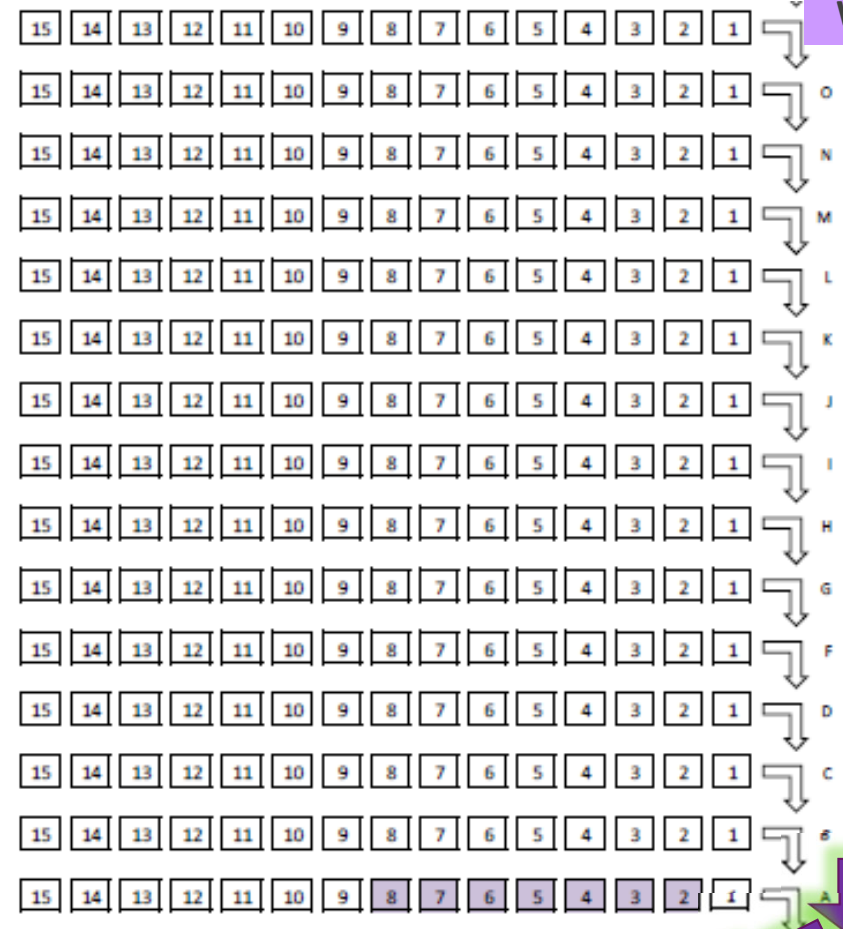
East




Door

Row A will exit first for processional

West



Door



Staging Area

East

West

Graduation Reserved Seats

Curtain

S T A G E

A R E A

Podium

To your seat – stay standing

To your seat – stay standing

Rows

Rows

✓

W

✕

Graduation - Receiving Diplomas

*Shake right
diploma left
smile!*

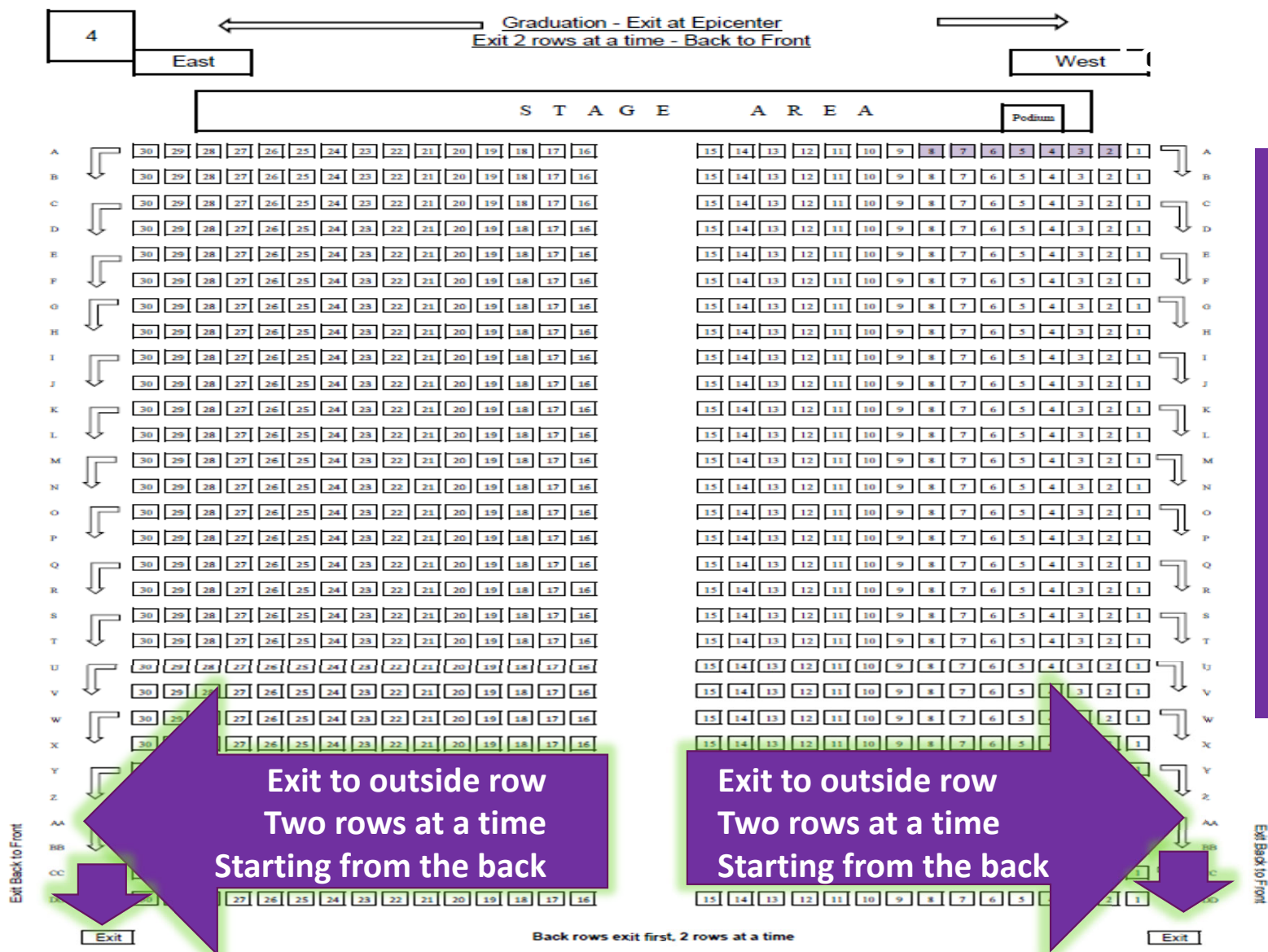
Give person card

*walk after your name
is called – pause for
absent graduates*

Back to seat

Bring your card & leave anything else at your seat





Stand for
School Song

Don't get
scared of
the confetti
cannons



Reunification at the fountain

- **Graduate last name alpha split signage** will be on display around the fountain to better assist families with reuniting with their graduates.

Guest Information

- \$5 Parking – carpooling or rideshare is encouraged
- Ceremony will be about an hour and a half
- No tickets required – open seating
- 2 main entrances will be open
- Doors open 30 min prior for guests
- Bag policy: up to 4.5” by 6.5”. **Clear bags** must be no larger than 12” by 12” by 6”. Medical and parenting bags are permitted.
- Balloons, air horns/noisemakers, banners/flags and confetti are not allowed
- Strollers must be left in the lobby
- FAQ on the district website’s graduation page

Diploma + Programs Pick up begins June 17

- Front office Monday-Thursday 8-11am & 1-3pm (closed Fridays)
- Photo ID required
- Only the graduate or parent/guardian listed in skyward may pick up the diploma.

Yearbook

- Senior Package Yearbooks will be mailed home mid July for those who submitted an address. A la carte sale books and package participants with no address will be available for pick up on July 23 at a time TBD. Pay attention to your email for additional pick-up information.

Final Transcripts will be sent to colleges by
June 20



1Link → Clever → SchoolLinks

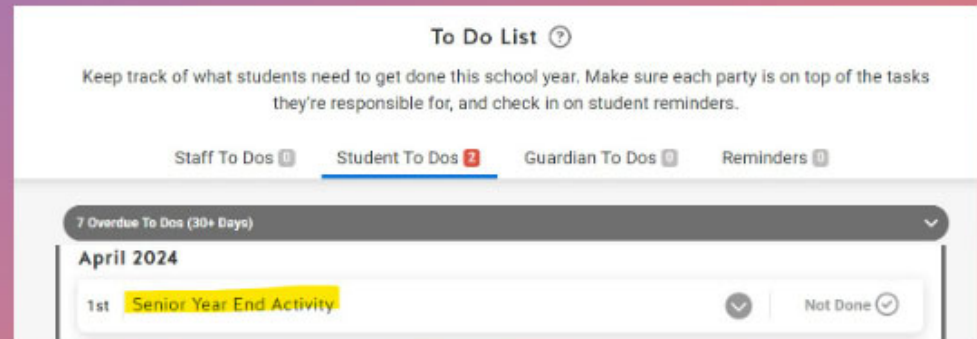


SCHOOLINKS

Senior Year End Activity

*Task **REQUIRED** for college to
receive a final transcript!!*

If *incomplete*, you will access this task from
your dashboard under **“Overdue To Dos”**



If done, you should confirm that this task is
marked “complete” under **“Completed To Dos”**

